


What's Happening Inside Me?



Podcast

Listen to What's Happening Inside Me? — a fun kids' podcast all about the body!
Available on any podcast app.

Episode 27: Inside the Heart

Label the 4 chambers of the heart

Label the 4 valves of the heart

Label the 4 major vessels of the heart

Mitral Valve

Left Ventricle

Aorta

Right Ventricle

Pulmonary Vein

Left atrium

Aortic Valve

Vena Cava

Pulmonary Artery

Pulmonary Valve

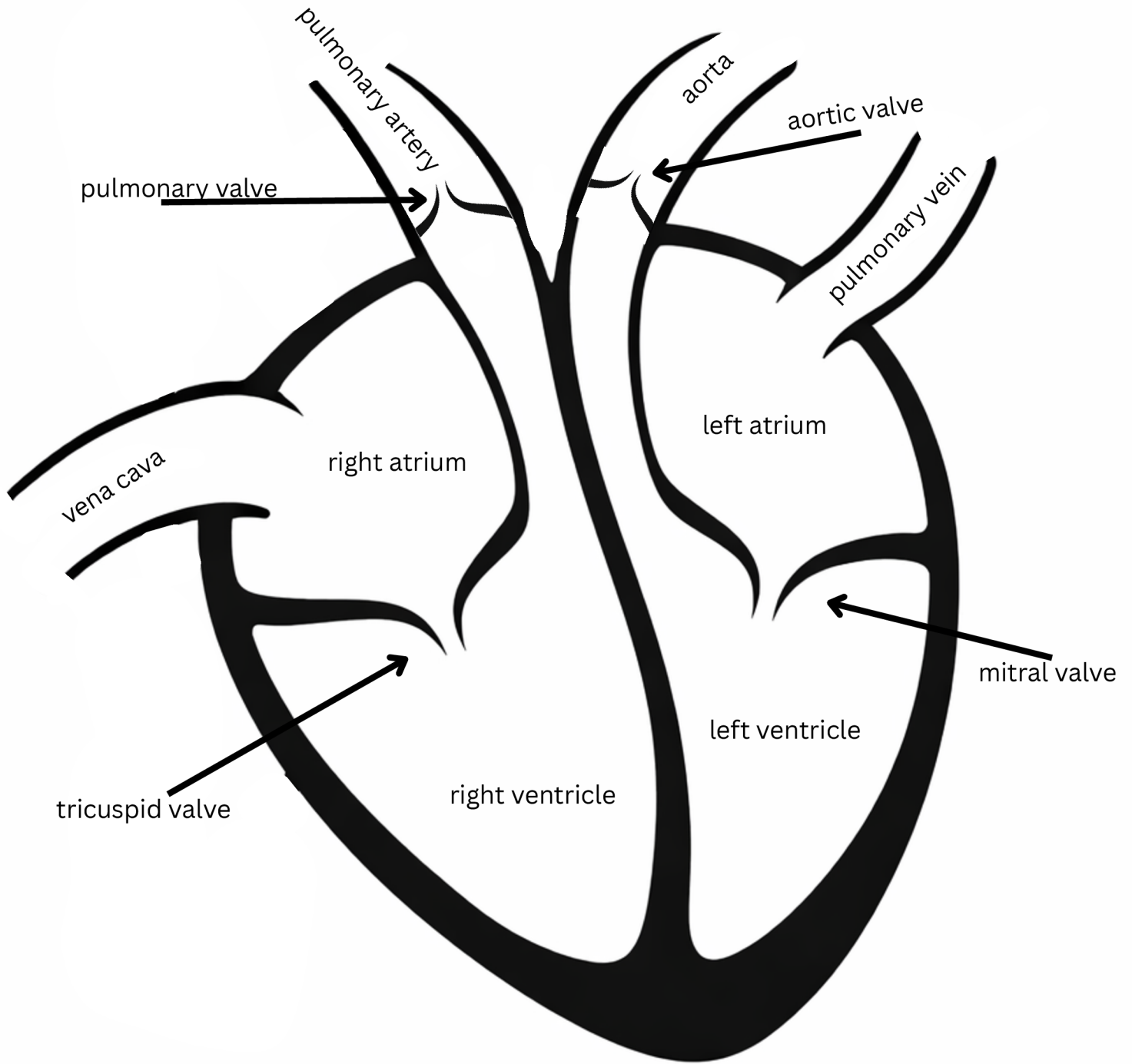
Tricuspid Valve

Right Atrium



Episode 27: Inside the Heart

Answer Key



Episode 27: Inside the Heart

Color any vessels or chambers that have
blood **WITH OXYGEN** in **RED**

Color any vessels or chambers that have
blood **WITHOUT OXYGEN** in **BLUE**

Label the following:

Left Ventricle

Aorta

Right Ventricle

Right Atrium

Pulmonary Vein

Left atrium

Vena Cava

Pulmonary Artery



Episode 27: Inside the Heart

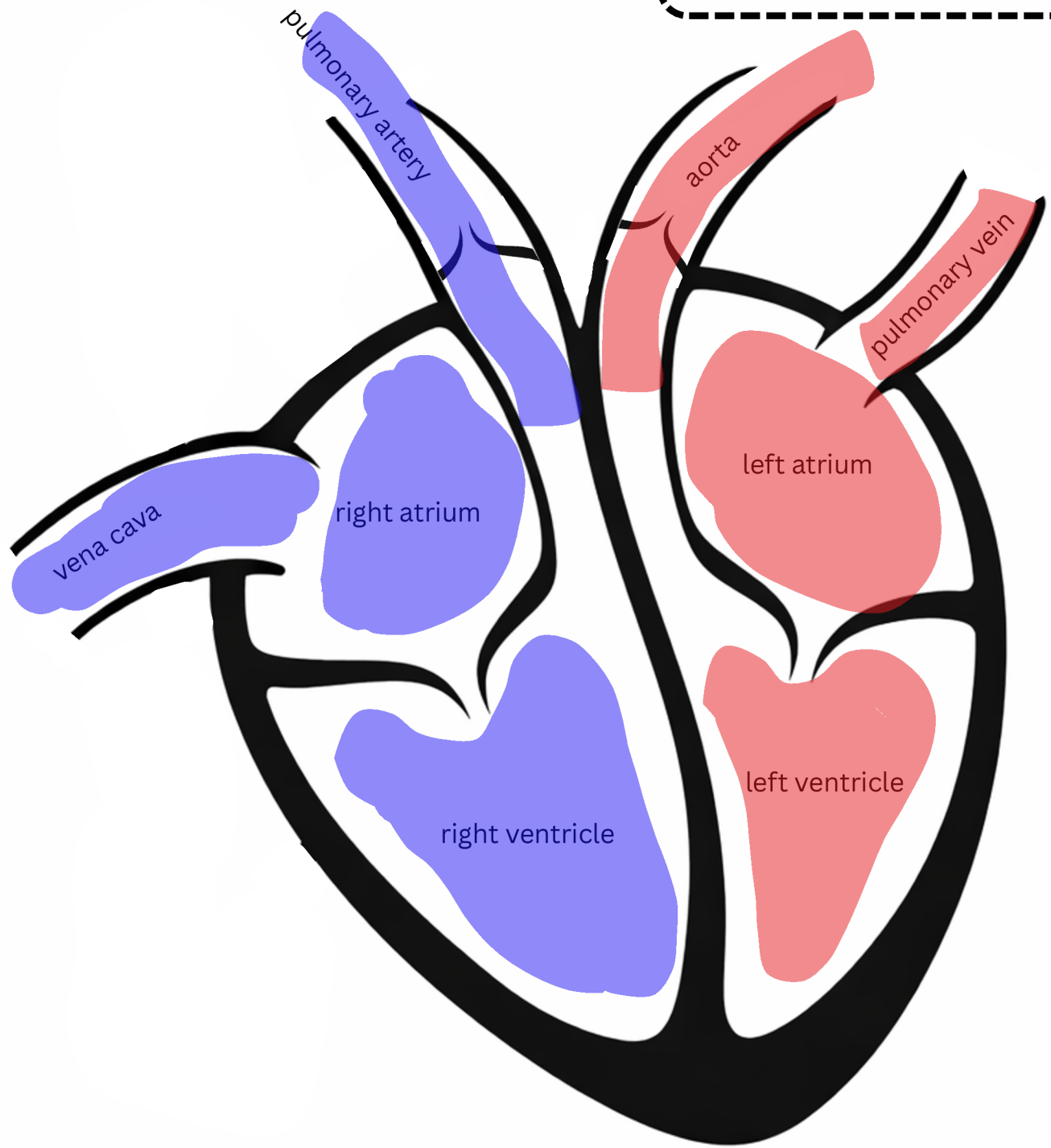
Color any vessels or chambers that have blood **WITH OXYGEN** in **RED**

Color any vessels or chambers that have blood **WITHOUT OXYGEN** in **BLUE**


Answer Key

Label the following:

- Left Ventricle
- Aorta
- Right Ventricle
- Right Atrium
- Pulmonary Vein
- Left atrium
- Vena Cava
- Pulmonary Artery



Ep. 27: Inside the Heart



1. Left atrium
2. Right atrium
3. Left ventricle
4. Right ventricle
5. Mitral valve
6. Tricuspid valve
7. Aortic valve
8. Pulmonary valve
9. Aorta
10. Pulmonary arteries
11. Pulmonary veins
12. Vena cava

Answer Key

